

MARINE GENERATORS

180 GTA/GTAC PARALLEL

Three-Phase

General data

Maximum power*	125.6 kW (157 kVA)	Voltage	480/277 V
Prime Power**	114.2 kW	Amperage	226.8 A
Frequency	60 Hz	Phases	3

Dimensions and weights

Total length without canopy	2079 mm	Total length with canopy	2350 mm
Total width without canopy	804 mm	Total width with canopy	865 mm
Total height without canopy	1070 mm	Total height with canopy	1146 mm
Dry weight without canopy	1410 Kg	Dry weight with canopy	1630 Kg

Engine

Base engine manufacturer	Deutz	Diameter	108 mm (4.25 in)
Model	SDZ-190E	Stroke	130 mm (5.12 in)
Type	Diesel, 4 stroke	Compression ratio	17.5:1
Engine RPM	1800	Injection system	Mechanical and direct
Number of cylinders	6	Intake system	Turbocharged with intercooler
Total displacement	7146 cc	SAE Flywheel housing	SAE 3
Oil	SAE 15W40	Coolant capacity	23 L (6.08 gal)
Oil capacity	23 L (6.08 gal)	Flywheel	SAE 11 1/2
Power	128.5 kW (174.76 CV)	Coolant flow rate	162.1 l/min (42.82 gal/m)
Salt water flow rate	130.4 l/min (34.45 gal/m)	Intake air flow rate	12.2 m3/m
Exhaust type	Dry exhaust	V-Belt Protection	Included

Rating conditions according to ISO 3046 (100 kPa barometric pressure, 30 % relative humidity abd 25 °C (77 ° F))

* Maximum output power: maximum power supplied by the genset at full load

** Prime Power: rated power according to ISO 3046 and ISO 8528-1. 10 % overload capacity one hour in twelve hours.

Fuel system details

1 kW 1,36 CV 1 kW 1,36 HP (metric) 1 kW 1,36 CH

45484 - 7/24

Fuel system details

Consumption 25%	14 l/h (3.7 gal)	Fuel type	Diesel
Consumption 50%	27 l/h (7.13 gal)	Fuel standards	Fueloil diesel ASTM
Consumption 75%	38.4 l/h (10.14 gal)	Injection pump type	Individual
Consumption 100%	49.5 l/h (13.08 gal)	Governor type	Electronical

Electrical system

Battery voltage	24 V	Stop solenoid type	ETS
Starter motor	4 kW	Alternator	35 A
Earth isolated	Included	IP 65 box kit	Included
SCO 11 double panel	Optional	Current transformers	Optional

Installation details

Exhaust hose inner diameter	115 mm (4.53 in)	Maximum fuel lift height	1.3 m (4.27 ft)
Sea water hose inner diameter	42 mm (1.65 in)	Maximum raw water lift height	3 m (118.11 in)
Fuel feeding hose inner diameter	12 mm (0.47 in)	Maximum sea water temperature	32 ° (89.6 °F)
Fuel return hose inner diameter	12 mm (0.47 in)	Maximum installation angle***	10 °
Minimum battery capacity	24 V 143 Ah		

Alternator details

Brand	Meccalte	Cos Phi	0,8
Model	ECO38-1S/4A	Tropicalized	Yes
Regulator type	DSR	Excitation system	BRUSHLESS
Number of poles	4	Voltage regulation accuracy**	1%
Isolation type*	H	Standards	EN60034-1, IEC 60034-1
IP protection	23	Alternator type	SÍNCRONO

Standard equipment

Earth-isolated	Extension for parallel genset control and power 6 m
Silentblocks	Parallel genset manual
Oil extraction pump	Packaging
Electric actuator	

Optional accessories

Siphon break kit mandatory if generator is below waterline	Water Filters
Service/Cruise Kits: fuel and oil filters, raw water pump, impeller, alternator belt,...	Sea water cock
Dry Exhaust system	Welcome Kit
Wet Exhaust System	Kit Power Take-off

* Other protections available

** With load from 0 to 100%, speed variation from -2% up to +5%, power factor 0,8 linear and balanced load.

*** In all directions

For other requirements please contact the Sales Dept.

Optional: Parallel Kit Electrical Cabinet



General Description

Control and Power box for parallel operation
COMAP Inteligen200 Panel (See Panel Features)
Current Transformers (See Alternator Measurements)
Power Isolating Switch
Automatic Synchronism
Marine Generator Set Protections (See Alarm Management)
Power and Control Electrical Protection
Communication Control Cable Extensions (See Extensions)
Power inputs and outputs
Automatic or manual control switch
Audible and visual alarm
Can BUS communication with the control unit and the parallel box
Emergency Stop button
IP 65 Protection

Alarm Management

Shut-down (SD)
High engine coolant temperature
Low oil pressure
Over speed
Overload
Short circuit
Battery charge failure
High/low voltage
High/Low Frequency
Emergency stop button
Remote alarms
Warnings (WRN)
High engine coolant temperature
Low oil pressure
High/low battery voltage
Maintenance warning

Optional Equipment

Inteligen200 Remote Double Panel
It allows the same operation and functionality as main Inteligen200
They are connected with an RS485 port

Alternator Measurements

Current transformers
Allows the following readings:
Current (A), Active Power (kW), Apparent Power (kVA) and PF
Earth isolated transformers

Extension

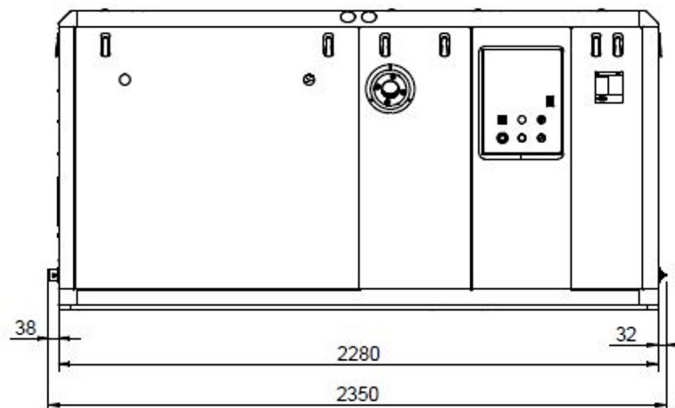
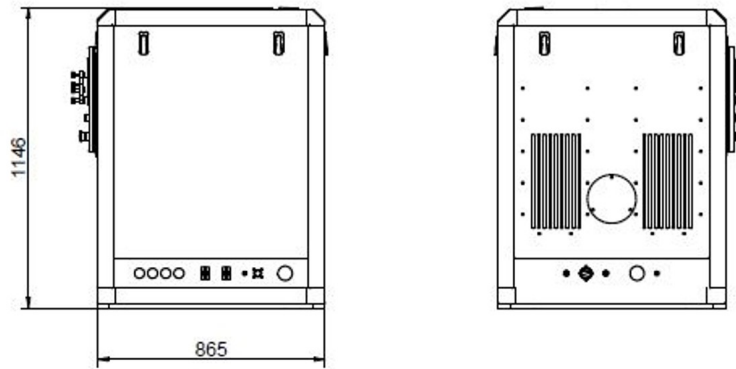
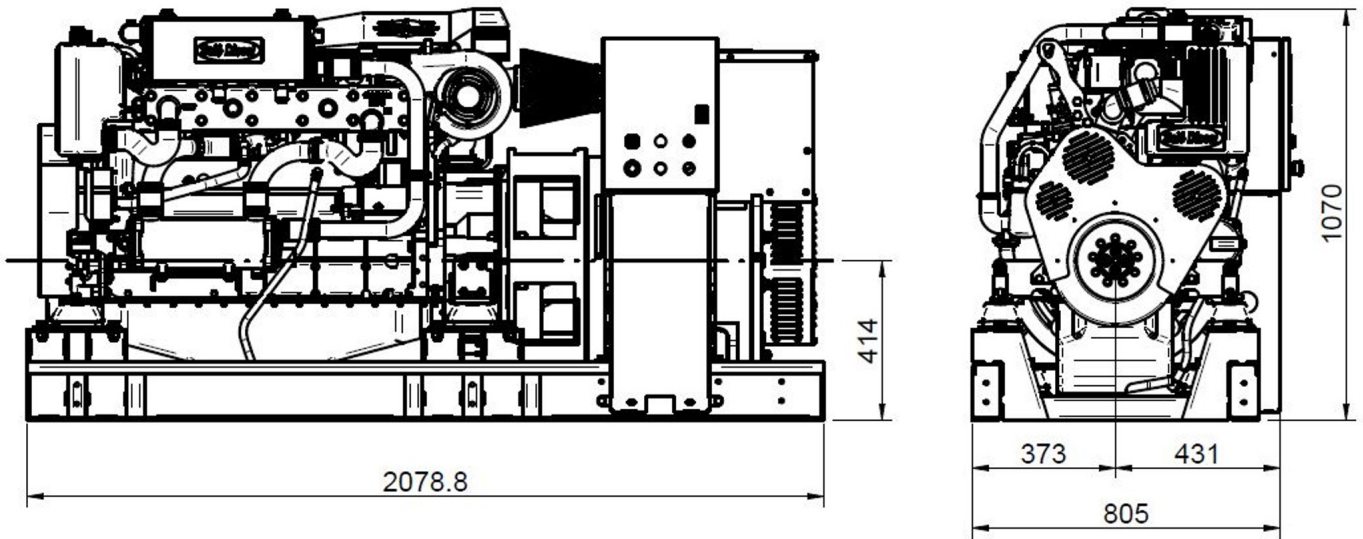
Control wiring. Box-Group (6/12/24 m)
Mitsubishi / Deutz
60974209 / 60994210P - 6 m
60974212 / 60994212P - 12 m
60974213 / 60994213P - 24 m
Wiring for communication between boxes (3/6/12 m)
60994503 - 3 m
60994522 - 6 m
60994521 - 12 m
Remote panel extension (12/24/36 m)
60972104 - 12 m
60972105 - 24 m
60972110 - 36 m

Inteligen200 Panel Features

Group and load Synchronization
Marine generator set measures
L1-L3 Voltage (V), frequency (Hz), Oil pressure (bar)
Coolant temperature (°C), battery voltage (V), RPM
Power* (kW), Apparent Power* (kVA), Current* (A), PF*
Remote panel
2 x 10 A Binary outputs
History log
Running hour indicator
Multilanguage
Configuration protected by password
Integrated PLC
Communication and Extension Module Plug-in
4G/LTE communication standard
GPS

Remote panel extension (12/24/36 m)
Binary and Communication Input/Output Extension Module

Dimensions



Authorized dealer



Detailed drawings, brochures and manuals are available on the web soleadance.com. All rights reserved. Technical specifications, data and presentation are subjected to variations, changes and updates without prior notice. Non-contractual information.

